
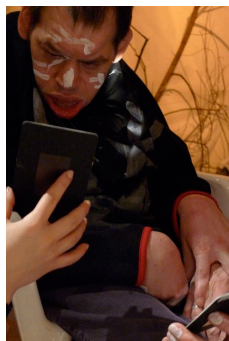


Skeleton Forest

Environment Bare trees all round space and hanging. Black t-shirts with UV painted trees. White face paints and mirrors. Sticks, wood sounds, gongs, xylophones. White sheets on walls, white puppets, white stepping stones. Twiglets in woodbox.





Trees Explore forest and find white face paints. Draw branches on arms, legs, hands and faces. Lots of 1-1 interaction, feel the brushes tickle and glide, see the patterns appear on your skin. Be playful, fingerprint on mirrors, each other.



Woods Bring out the sticks and start light, playful rhythms, tapping sticks, walls, furniture, branches. Gradually add other sound qualities with the wood instruments. Enjoy exploring different sounds then unite group following clients' rhythms.

UV The forest is changing, there's magic afoot! As the lights dim, the trees on your t-shirts fluoresce and dancing puppets appear. Dance the puppets around the space, see them bob and fly, dance together

Stepping Stones Make and follow pathways around the space, hop and jump and leap over the moonstones....'til they lead you to the stick man whose magic tree-box reveals 'twiglets' to taste and enjoy....then follow the moonstones home.



Observations Visually arresting space, with branches everywhere - lifting vision. Face paint section enabled calm, playful 1-1 interactions, many clients who usually decline, allowing close contact and touch. Stick/woods musical section encouraged engagement by all - exploring variety of sounds/rhythms. UV section magical - transformed space. Puppets motivated movement and stepping stones facilitated travelling across the space in unusual ways, (particularly the youngsters). Good puppet interactions - one client who normally shies away from puppets took it on and facilitated it herself!

