


The Umbrella Tree


Environment: Large cream umbrellas and torches. Rainsticks and rain umbrellas with silver and stripped plastic fringes. Tree made from laurel branches with black starry light umbrellas and star projections.




Cream umbrellas Someone is hiding underneath, see the torchlight moving, can you find them? Play with umbrellas; holding high, spinning, upside down, to the side, above you. Take a torch and play with the light, make shadows and see fingers and toes. Roll umbrellas around you, dance and sing. Create an umbrella mountain.



Rain Umbrellas Rainsticks emerge - hear the sound that grows, dance with the rainsticks, tip and turn them, hold them high, roll them to each other along the ground, rock with hands and feet, shake a rhythm and sing the rain. Find rain umbrellas, see them shimmer and shake in the light, hide underneath, spin them, twirl around, raise them high, spin on the ground, feel the breeze as they move up and down, tickle fingers and toes with silver rain.



Starry umbrellas The light fades and the star projections appear above and around you. Find black umbrellas on the umbrella tree,. They are filled with fairy light stars which shed light on you. Spin them round, rest under their glow and watch the stars move. Sing songs of the stars. Coloured sweetie stars fall from the sky for you to taste as morning comes.



Observations Large cream umbrellas, good new resource - take light well and can create structures. Too big for little kids - had their own set of smaller coloured umbrellas. Rainsticks give both aural and tactile experiences. Rain umbrellas beautiful visually, make rain sounds when you shake them, a prop that encourages movement and play. Starry umbrellas loved by all - especially carers! Atmospheric and soothing - created private spaces in which to chill while watching star projection. Star sweets complimented them well!

