

# Storybook

1. Songlines
2. Life of Pi
3. Three Little Shelters
4. The Man Who Planted Trees
5. Gulliver's Travels
6. Aladdin's Cave
7. The Secret Garden
8. Sleeping Beauty
9. Humpty

## Songlines


**Environment** Costume - loincloths and headbands. Light path songlines to follow, past red rocks, smell of eucalyptus (diffuser) to white face paints and feathers in the outback.

High end - fire with claves, nut shakers and didgeridoos. Projected animal silhouettes. Large blackboards on walls (sm blackboards for laps) chunks of chalk to draw with. Light sandbox, projecting patterns on wall. Trays of sand. Sourworms to eat.





**Ritual preparation** Follow light songlines to the outback. Adorn arms, legs, faces with white dot painting. Paint selves and each other, see reflections in mirrors. Find feathers and play, throw in air, see them float down, accompany with birdsounds and movements, then adorn in headbands and hair. Follow the 'songline' to the....

**Fire Dance** Gather round fire, begin ceremony with sounds of claves, shakers, vocals and didgeridoos. Build rhythms and dancing...add animal silhouettes and make animal sounds and movements as you call the animal spirits. Watch the projected silhouettes changing ... kangaroo, emu, koala, wombat etc Find the chalk and add drawing on rock faces or on sm blackboards on laps.



**Sand drawing** The projection changes as you draw patterns in the sand. See your hands moving on the wall, create patterns and handprints, make you marks. Find trays of sand and pour, sieve and feel the sand trickling through fingers, over feet. Dig up sour worms to cook over the fire, then eat and rest as evening shadows fall.



**Observations** Calm and focused start with the face-painting - 1-1 work, watching, feeling, reflecting in mirrors. Music section round fire encouraged rhythm work and dancing - claves and didgeridoos gave an unusual ambience to this section. The addition of projected animal silhouettes on the wall gave a focus and inspired vocal sounds and movement. The sand-light box was v. successful, with many clients connecting what they did on the tray, with the projection on the wall. Several clients just enjoyed playing with the sand on the trays.




## Life of Pi



**Environment** Sail cloth boat, steering wheel, ocean drums, rainstick oars, suncream, tiger hidden in cabin, tiger growl sample. High end - helium fish, underwater blues/greens, metallophone. UV lights and assorted UV cloths, sea creatures, chalk pens and face-paints.



**Lifeboat** Swim for the lifeboat, feel the waves rocking the boat, hear the sound of ocean drums, watch and feel the vibrations of the balls rolling and tipping and swaying. Row with the rainstick oars, working individually or in pairs. The sea calms, the sun is beating down, so massage suncream onto arms, legs and faces. Time for relaxing 1-1 work.



**Tiger** Growls can be heard from the back of the boat. A tiger appears, overcome your fear and make friends with the tiger, feel his soft fur, play with his tail, hear him purring, look after him. As the tiger departs, you see a flying fish on the horizon....




**Fish** Overhead a beautiful fish floats near the boat. See him swim around the space, diving down to greet you, follow his movements and swim deeper and deeper down into a world of phosphorescence.

**UV** - light glows and all kinds of wonderful, coloured sea creatures appear - spinning jellyfish, octopus and squid, sea snakes and sea spiders, wibbly wobbly anemones, all with their own individual movement qualities. Feel the textures, swim under glowing net cloths, play metallophone water music. Draw glowing patterns on boards and paint yourselves with bright, coloured face-paints, before swimming away home.




**Observations** Sailcloth lifeboat made a light, easily accessible 'safe' space for 'holding' group. Ocean drums worked well, not too noisy and clients were fascinated by the rolling balls. Suncream offered good opportunities for calm, relaxing 1-1 work - many clients allowing and returning touch. Tiger was a great character, everyone overcoming initial fear and interacting with him in a positive way. Helium fish was magical as ever, raising eye-lines and encouraging tracking. UV section engaged all participants in different ways - variety of props meant there was something to engage everyone







## Three Little Shelters

**Environment** First - plastic netting, stripped plastic, bottles with lentils, polystyrene balls, rubber balls, bottles with coloured lights. 2nd - multi-coloured voile tepee. Bamboo hut with bamboo instruments; bamboo chimes, bamboophones, anklung, sticks/beaters and reed matting and hats




**Shelter 1 - Plastic** Netting creating space, stripped plastic to feel, dance with, watch in lights, dress space with. Small plastic bottles with lentils and balls inside - explore the sounds, watch the balls etc move inside, make shaker rhythms. Large bottles containing rolling balls - again watch and listen as the balls roll around, roll bottles on floor, play skittles with milk bottles, feel vibrations through hands and feet, build rhythms and movement. Lights in bottles create a magical feel.



**Shelter 2 - Cloth** Find the multi-coloured voile tepee, see the colours shimmer in the lights as they move and sway, wrap yourselves in colour, hide and seek, pull them out over heads like a rainbow, dance in and out and around and through. Feel the textures of the cloths, overlay the colours, twist like a maypole or tie up around space.



**Shelter 3 - Bamboo** Find the last hut, feel the strong bamboo poles, see the roof overhead. Put on the reed hats and play the anklung, gentle sounds, notes and rhythms. Build gradually, introducing other instruments and using sticks to play the actual structure. Then lower lights and rest on the reed matting.



**Observations** This workshop offers three distinct spaces, each with its own dynamic. Plastic, very tactile, visual, light, gentle, playful. Cloth - encouraging movement and interaction with others, Bamboo, focusing on sound and rhythm. Each space also allows opportunities for construction - see photos. One client created a 'bottle and light installation, another linked all 3 space by attaching cloths to bamboo hut and adding light bottles. Plenty of variety, allowing access at all levels and encouraging imaginative play.



## The Man Who Planted Trees


**Environment:** Shepherd's Hut, shepherd character, sheep puppets, bowls of acorns and beans, wood instruments, tambours and wooden bowls. Rainsticks for watering. Trees that grow. Blue voiles to pull out as river. Fountain in pool of water. Silver bowls, drinks of water, fans.



**Elzeard Bouffier** The shepherd invites you to his hut, he is planting acorns in a pot - you can help him. Meet his friend the sheep, feel her fur, say hello. Find baskets of beans of different sizes and colours - run them through your fingers, listen to the sound as they fall onto instruments and wooden bowls, sort them, make patterns on the floor, enjoy the textures, then plant them in the ground.




**Rain and Trees** Water the seeds and saplings with rainsticks, hear the sound of rain, feel the vibrations, sway and dance as you move around, watering the trees. Then watch with wonder as they begin to grow. Slowly they rise, until they tower above your heads...



**Rivers** When the trees grow...the rivers flow... paddle and swim in the beautiful blue water as the voiles run through the trees to the pool at the end...

**Fountain** With the return of the tress, the land has become lush and green and a fountain splashes into a pool. Listen to the sound of drops falling, feel the cool sparkling water, then rest and taste cold water drinks as the fans create a mountain breeze all around you.



**Environment** Character and puppet focused attention at the start and drew people into the space. Beans were a great resource - almost therapeutic in the way that people just sat and ran them through their fingers, or listened to their sounds. The growing trees inspired awe and wonder and were magical, raising eye-lines and eliciting response from almost all clients. Voile rivers encouraged movement and worked well to link both ends of the studio. The sound of the fountain immediately drew people's attention and it was a cool, refreshing way to close the workshop.







## Gulliver's Travels


**Environment** Low end, Lilliput, small marionettes, houses, animals, grassy landscape. Ship - mast, sails, steering wheel, electric fans. Ropes, brooms, mops, brushes, dusters. Harmonicas, ocean drums, hand fans, seagull. Timpani. Small puppets, projector light on sails. Giant



**All Aboard** Board ship, swab the decks, clean mast and rigging, sing sea shanties and dance as you work together. Coil, drag, pull ropes, taking weight and pulling wheelchairs. Hand fans bring a cool sea breeze while ocean drums sway with the sounds of the sea. A seagull approaches overhead, greet him gently. Electric fans lift and billow the sails, a storm is coming. Timpis thunder and lightning flashes as the sails flap and whip all around the space. Man overboard! Work together to haul them in with a rope.



**Little people** The storm stills, you've landed in a strange land. Little puppet shadows appear on the sails. Animate the puppets or watch them come and go across the screen. See them change size, play with perspective. Make sounds for the animals, create stories. See your own figures on the sails, growing taller, smaller, play with shadows, make hand shadows. You become giants in a world of little people. (Some clients may spend time in 'Lilliput')



**Giant** A sound draws attention to a figure behind the sails - it is a Giant - 4 metres high. He stands and towers above you, he wants to say hello. Be brave and meet this friendly giant, see his enormous hands and feet. hold onto his long fingers.



**Observations** Swabbing the decks section really united the group - working together, light, bright, playful. Seagull - gentle change in dynamic, lifted eyelines and encouraged caring interactions. Dramatic elements, like storm, also brought unity in the experience. Small puppets worked well, some choosing to animate, others to watch mesmerised. Many clients got connection between puppets and shadows, others just enjoyed watching either the actual puppets in the light, or the big shadows on the sails. Giant loved by all! Even the youngest and most nervous, in this third term, showed no fear and tried to climb in his lap! Perhaps a little too tall for the space? Easier to engage with when sitting down.

## Aladdin's Cave



**Environment** Low End: beautiful scarves, costumes, fez, make-up and mirrors. Cave full of treasure, cloths, jewellery, gold coins and objects, gems, fairy lights, aromatic spices and oils. Instruments - tamboora, bells, zither, dholaks. Rajasthani puppet show. Genie behind Moroccan facade. Chocolate coins



**Open Sesame!** Enter cave and adorn selves with fine silks, costumes, make-up. Put on belly scarves that tinkle as you move, draw henna patterns on arms and legs. Opportunities for touch and intimate 1-1 work.



**Treasure** Find glittering jewellery and cloths, gold coins, gems and precious objects. Feel the textures, dress up, smell exotic spices. Explore sounds of bells and other instruments, dance as the rhythm builds with the drums. Celebrate!



**Puppets** Lights rise on puppet show. Take turns animating the puppets or just watch as they twirl and spin on strings, interacting with each other. Bring puppets out to greet wheelchair users. Visual focus with tactile elements



**Genie** Find the lamp and make it shine. The genie appears from behind closed doors. Greet the genie. He offers 3 wishes and gives you chocolate gold coins before you leave.

**Observations** A lush workshop, beautifully lit and resourced with a whole variety of multisensory artefacts to explore and enjoy. Dressing up was magical and encouraged role-play and development of characters. Treasure was fully explored in many different ways. Musical section gave the whole scene a unique ambience, using different instruments. Introduction of drums and rhythm work enabled dancing and play. Puppets provided a stunning visual focus which attracted the attention of even those who are not inspired by visual elements. Genie was fun!






## The Secret Garden


**Environment** Low End - Trees around space, fake grass, movement activated birds, birdsong puppets, finger puppets, ocarinas. Solar powered flowers + key. Ivy-covered trellis and boxes dividing space + gate. Flower projections and moonhoops, electric fans, silk rose petals. Secret garden projections, lavender and rosemary, colourful flowers. Lavender oil for massage. Blankets and drinks.



**Birds** Hear the birds as you enter, find birds puppets, care for them, listen to their songs. Make your own bird sounds vocally, with whistles, or by playing ocarinas. Robin puppets are playful and cheeky, then help you find the key. Unlock the gate and enter....



**Secret Garden** Beautiful flower projections cover the walls. Catch the colours on moonhoops, bodies and cloths. Watch as the colours change and different patterns appear all around you. Find rose petals and see them dance on the breeze from electric fans, or swirl them around with moonhoops.



**Herbs and flowers** Find beautiful flowers, enjoy their scent. Then lavender and rosemary to touch, see and smell. Lay down on blankets and enjoy gentle lavender massage while watching Secret Garden projections fading into one another - peaceful, restful. Cool fruit juice to end this special visit to a secret place.



**Observations** Solar powered flowers did not work in lights. Birds were successful, encouraging lots of listening and play. Ocarinas hard to play. Going through gate was magical and flower projections immediately engaged attention - much play with hoops, shadows and silhouettes. Silk petals scattered around space by fans and hoops were greatly enjoyed. Lavender massage section was so relaxing, several clients fell asleep! (NB Should use normal lavender, not spike lavender as it can induce seizures.) Dividing the space made it difficult for some clients to access the second half of workshop as reluctant to move.






## Sleeping Beauty

**Environment** Low End - Wood, trees and branches, butterflies, woodland puppets; rabbit, squirrels, hedgehog, mouse. Castle walls (white boxes), covered with laurel branches and ivy. Castle: tables set for banquet, flowers, petals, flower lights, goblets, cobwebs, Tank drum and black hand-chimes, Sleeping Beauty. Ballroom projections, fans, drink, cakes and red fruits.





**Forest** All the woodland creatures are asleep! Gently wake the butterflies and see them flutter and dance, then one by one, the squirrel, hedgehog, rabbit and mouse can be seen stirring in the undergrowth. They come out to make friends and play then lead you to the castle walls, overgrown with laurel and ivy. See Sleeping Beauty lying within. Have some fun, knocking down the white box walls, passing them to each other, helping to build towers and knocking them down again, then creep inside where cobwebs hang and all is silent.



**Magic music** Play beautiful music with the tank drum and chimes, building songs and rhythms together... until you wake Sleeping Beauty



**Sleeping Beauty** rises and thanks you for waking her, greeting each person as she floats around the ballroom.



The guests are arriving (projections) and the music begins for SB's party. Swirl and twirl and dance with each other and the Princess. Have fun at the ball, see the orchestra on the wall. Then take your seats for the banquet and enjoy drinks, cakes and red fruits, before leaving Sleeping Beauty to sleep.



**Observations** Butterflies and animals enjoyed for different reasons - movement with one, tactile qualities of others. Box section good fun and gave opportunities for working together. Quality of music section was very appropriate and gave a contrasting dynamic to boxes. SB puppet well received - lots of caring, acknowledgement and movement interaction during dancing. Using orchestrated music with dancing immersed participants in a 'real' ballroom space - with projections of dancing being a big focus and inspiration for many clients



## Humpty Dumpty





**Environment** Low end: Egg-boxes and baskets of polystyrene eggs, felt-tip pens and face-paints, feathers and feather boas, plastic chute, bird puppets, egg shakers and cahons. Box wall splitting space, Humpty hiding. Trampetes, exercise balls, large balloons other side of wall. Clip-clop instruments: coconuts, claves, wood sounds. Hobby horse, chocolate eggs.





**Looking for Humpty** Find all the eggs and play - painting polystyrene eggs, decorating boxes, building towers, pathways, play the egg shakers, roll eggs down the chute and catch them in baskets. Meet the bird puppets, feel textures, dance with them while cahons play rhythms for you.



**Humpty on the Wall** Humpty appears, he's a cheeky fellow, sing the rhyme and see him fall and knock down the wall. Help to build it up again. Playful, slapstick, repetitive, funny. He breaks his crown. Carry him carefully to rest and listen - sounds of 'All the King's horses' - clip-clop instruments, 'riding' movements on trampetes and exercise balls.



**Hobby Horse** enters, trotting and galloping and swirling around. Says hello to each individual, feel his mane, stroke his nose, play with his tail, crawl underneath him, have a go yourselves, make friends. He cares for Humpty and brings chocolate egg treats for his friends, before neighing goodbye.



**Observations** First section very settling, many enjoyed decorating eggs, others preferred rolling activity, others animated puppets. Cahon rhythms went well with shaky eggs and gave a playful dynamic. Something for everyone. Humpty and wall section was hilarious, all enjoyed slapstick elements and 'naughty' Humpty. Unexpected engagement by many helping to build and knock down wall. Bouncing movements difficult for many of our clients, though they could sit and be bounced. Clip-clop instruments added as an extra clue and 'musical' activity. Hobby horse very dramatic, slightly large for indoors, but had some amazing interactions with clients. Choc eggs enjoyed by all.

