


# Workwise

Spring Term 2016


1. All at Sea
2. Temping in Tokyo
3. Gold Mine
4. Buddhist Monk
5. Science Laboratory
6. Bob the Builder
7. Bush Ranger
8. Marchand de Vin

## **All at Sea** (Fishermen's hats and sou'westers)

**Environment** Low End: Fishing nets draped around filled with variety of recycling rubbish - crisp packets, plastic bottles, boxes etc + coloured trugs. High end: Prow of boat draped with white parachute, ocean drums, rainsticks, water sprayers, white fans. Boat in storm projection, wind machine, sfx. Small and large fishing nets, silver fish, giant stretch wrap fish and Orca, fishy treats.



**Clean the Nets** Variety of recycling items fill the nets - they all have different textures, smells, sounds, explore them as you sort and tidy them into different coloured trugs. help each other, work cooperatively, have some fun, throwing and catching, rattle the bottle tops and play rhythms on the trugs - sea shanties as you work.




**All aboard** Sou'westers on, climb aboard the boat and set sail. Feel the boat rocking, hear the sounds of ocean drums, wind machine and rainsticks as the boat sails deeper out into the ocean. Feel the breeze in your hair (hand fans) and the spray from the waves (water sprayers). Good job you have your macs on!



**Storm a'coming** Projection shows giant waves rolling towards the boat, hang on tight as the waves (parachute) billow all around you - man overboard! Hear sounds of thunder and see the lightning flash. Look after each other as ship rolls in giant waves. Storm dies away.

**Fishing** Dip your nets in the water and see flying silver fish jumping all around, sparkling in the light, landing on deck - catch them if you can. Pull in the big nets and meet the giant fish, his scales glinting in the light, feel the textures, dance with the fish. Orca returns to say hello, sharing fishy treats before you sail away home.



**Observations** Use of familiar items in the rubbish gave carers and clients simple access points. Variety of rubbish good - offering different smells, textures and sound qualities. Many clients really like the 'sorting' activity, others prefer collecting - i.e. bottle tops, others simply enjoy the tactile experience like the stripped plastic falling in the light. Added ocean drums/rainsticks which complimented the 'sailing away' theme. Storm projection added new dimension to the storm, really focused watching by many clients. Once silver fish were added, activity became more concrete and easily understood.



## Temping in Tokyo (Aprons and Headbands)

**Environment** Sushi bar - tables set with a variety of silver bowls and plastic/bamboo containers of sushi rice, rice noodles, lentils, chopped, coloured peppers, cucumber, white paper plates and chopsticks. Coloured cake cases and neon fish. Trays of orange/white face-paints, wobble eyes. Projected fish tank. Giant fish tank with different coloured, textured seaweed and rope bells. Fish puppets and fish on sticks, stripped plastic. Large metallophone, dulcimers, xylophones and shimmer. Giant Nemo air fish.






**Sushi chefs** Head chef calls you to work. He's busy chopping vegetables for the sushi. Explore the textures, sounds, smells of rice and veg, sprinkling, pouring into containers, rolling round in bowls. Make sushi 'cakes' with rice, vegetables and neon fish. Play containers with chopsticks, listening to different sounds as you 'chop' and tap the implements



**Fish** Use orange face paint to print your own fish on plates, arms, hands, legs. Add eyes.



**Aquarium** Take your fish to the giant fish tank and swim through the seaweed and bells, feeling the textures and meeting the fish puppets, dancing the fish on sticks and playing watery music on the metallophones.



**Nemo** A giant fish swims out of the tank and circles the space. Greet him, touch him and watch as moves gracefully to and fro, before returning to his watery home. Enjoy rice cakes together before the Sushi closes.



**Observations** Simple props and activities enabled easy access for carers to engage and support their clients. Sitting round tables gave a different kind of focus to the activities. Fish painting was enjoyed by people in different ways, painting with fingers or brushes, even colouring the rice orange! Giant fish tank reflected the projected aquarium and all clients managed to enter and enjoy the experience. Fish puppets excellent and instruments offered alternative way of participating in this section. Giant air fish very popular - served to raise eye lines and focus attention.







## **Gold Mine** (Neckerchiefs and head-torches)

**Environment** Gold mine entrance tunnel of voiles and sparkly fairy lights. Bean bag boulders, gold space blankets shimmering behind voiles. Gravel and sand areas with gold 'nuggets' glinting, buckets, woks, colanders, sieves, spades, ropes, chains and pulleys. Tunnel projection. Boomwhackers. High end: S. African 'boot dancers' projection. Mine manager with bags of shakey bottle top wages, gold bracelets and necklaces and 'golden nugget' treats. Hardboard floor, bottle-top boots and sticks.



**Down the mine** Enter the tunnel, listen to the truck as it trundles down, watching the projection take you deeper into the mine. Find your boomwhacker tools and start digging, playing rhythms and singing as you work together.



**Gravel and Sand** Explore the textures and sounds, pouring, sieving, sorting, burying hands and feet, transferring into different sounding containers that shake and rattle, make patterns in the sand with buckets, chains, feet, fingers. Haul the buckets up and down on pulleys. Pull out seams of shiny space blanket gold - hear the sound, see it glint in the lights, hide underneath or walk over, dress up in gold.



**Boot Dance** Shift's over, take the gold nuggets you found to the Mine Manager who gives you wages (pouches of jangling bottle tops), gold jewellery and 'golden nuggets' to taste. Then put on your bottle top boots, grab a bottle top stick and dance with the miners in the projection.



**Observations** Gold mine looked amazing - particularly with tunnel projection, felt like we were really going down underground. Boomwhacker section lively and dynamic before settling down for some serious gold digging. Not surprisingly sand was more popular than gravel, but both had their place and clients and carers were inventive and playful in both areas. The containers provided a good variety of activities from sieving and sorting to rolling nuggets around to hear the sounds. Boot dance required high energy, but projection inspired that initially to encourage dancing and singing. Need to find a better way of attaching bottle tops to boots.



## **Buddhist Monk** (Saffron robes + giant cowbell)

**Environment** Black cloth on floor, line of tambours, drum, chimes and singing bowls underneath 'rice swinger' full of rice. Variety of wooden bowls. High end - shrine with buddhas, candles, beans, beads, incense, shells and stones. Monk puppet, gongs, bells and Tibetan bells. Lavender water in bowls and jugs with petals, towels. Star projection.




**Rice** Monks settle and wait for rice. Tube swings across instruments, plug is removed and rice sprinkles down creating sounds, rhythm and movement. Catch rice in bowls, tambours and on instruments.



Explore tactile qualities with feet and fingers, pour from one container to another, sprinkle over chimes, make jumping rice, flicking and patting, make patterns on the black, gather in piles.



**Bells and gongs** The bells call you to the shrine, where you meet the head monk (puppet). Play gongs and bells and chant together.



**Lavender water** Hear the sounds of water pouring into bowls, smell the lavender, feel the warm water as you massage hands and feet - relaxing, meditative, calm. As night falls, so light the candles and chill as you watch the stars moving across the night sky.



**Observations** Rice is a fantastic multisensory medium giving texture, sound and pattern making opportunities. Just running it through your fingers is satisfying and therapeutic. Rice swinger surprised both staff and clients. Puppet calm and unthreatening. Bells and gongs created a meditative ambience which led nicely into 'cleansing' and massage with warm lavender water. Candlelight completed the chill under the stars






## Science Laboratory (White lab suits)


**Environment** Science lab tables covered with foil space blankets or bubble wrap, lit with colour-changing LED light. Bubble tubes, bubble machine, bottles of bubbles, washing up liquid bubble paint + white paper plates, variety of coloured straws and stirrers, globes of clear water gels, each having submersible lights, large globes with shredded silver threads, bubble wrap, vibratones, fizzy lemonade drinks. Electric orbs, fibre optic lamps, dream torches and disco spinners, UV lamp and UV accessories/masks, projection, EL wire character.




**Bubbles + Experiments** In the lab a variety of bubble experiments await you. See the bubble tubes changing colour, feel them vibrate under your fingers. The bubble machine throws thousands of coloured bubbles into the air, spinning around, over, under you. Catch them if you can, pop them with fingers, feet, straws, feel them light and wet on your skin before they burst with a pop like a whisper. Blow your own bubbles, watch them grow, tiny bubbles, large, double/triple bubbles, floating in space. Blow mountains of blue/green paint bubbles, catch them on paper plates like bubble cakes, turn the plates over and print coloured bubble patterns. Make popping sounds with the bubble wrap, stamp feet on bubble wrap, use fingers or straws to pop them on the table, or just hold in your fingers and squeeze until they pop. Dip your hands in the globes of lit water gel bubbles, feel them bubbling and rolling around in your fingers, see them glowing in the lights, pour them from one container into another, stir them, hold several in your hands like tiny bubbles that don't burst. Vibratones make wah-wah bubble sounds as you play them together, making bubbly music. Then taste bubbly lemonade and feel it fizz on your lips and tongues.



**Experimental Lights** Find the fibre optic lights and magical colour changing orbs, feel them with your fingers, see the lights changing colour. Hold dream torches and spinners in your hands and dance and move around the space, lighting yourselves, each other, walls, floor, ceiling. Watch the colours dance around the space as you move them. A projection throws patterns onto the wall, make shadows and play. Who's this? A strange character appears with a costume of EL wire lights. He dances with you and says hello to everyone. Put on masks and feel the funky rhythm and bass as you greet each other and dance together. The UV light brightens the masks and you become transformed.



**Observations** Warning carers re spillage hazards worked well in preventing any accidents throughout whole week. Lots of exploratory play enabled through a wide variety of activities and options. Extremely multisensory. Bubble machine excellent, quickly filling space with beautiful bubbles. Mixture of bubble paint crucial - otherwise printing not successful. Water gels needed refreshing mid-week, otherwise they become 'slimey' and not so pleasurable for clients. Light section heavy on batteries - keep some spares handy!. Magical - particularly 'disco spinners' - well worth the money. Character costume worked well with projection. Reflections of lights on white body suits looked amazing.



**Bob** (Hard hats and High Vis Jackets)

**Environment** Giant and smaller carpet tubes around space, tied to 'horses', hanging on elastic. White boomwhackers. Hanging 'stained glass window' throwing colours into space. White boxes, varying sizes, some with 'sounds' inside, others with lights and coloured gel windows. Cling film 'window' with coloured gel shapes and water sprayers. Coloured bells. Drink and biscuits for tea-break




**Pipes** Explore everything you can do with cardboard tubes - feeling smooth surface with fingers, feet, rolling tubes on floor, over other tubes/legs, calling down tubes/listening, looking through tubes at each other, threading ropes through and swinging, bouncing on elastic, tapping and scraping, playing rhythms, dropping tubes on floor, carrying, lifting, putting in piles, moving round space, tipping like see-saws, lifting buckets like cranes. Add boomwhackers to create sound rhythms for working and singing.



**Renovation** Build white box walls around the stained glass window, catch colours on boxes, feel vibrations through them, pile them up, balance them in towers, knock them down, pass to each other, push them off laps, kick along the floor, hear the different sounds that are hidden inside, create a building of your own design, make windows and doors.



**Decoration** Add 'light-box' windows, see the colours, scrunch the cellophane inside. Create your own stained glass window with coloured gel shapes on a cling film frame. Play the coloured bells and sing together now the building is finished and work is done.




**Observations** Tube section enabled all kinds of cooperative play, comedy and fun, as well as a strong rhythmic section to finish. Clients were extremely inventive, engaged even the most 'separate' clients in cooperative activities. Boxes always a success - a simple task for both clients and carers, working together. Gel screen worked well for those who particularly enjoy vis art. Bells created an ethereal ambience which settled everyone at the end.





## **Bush Ranger** (Baseball caps and straw hats)


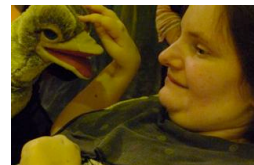



**Environment** Lush Rainforest - blue/green voiles as backdrop, palm leaves, rhododendron and willow branches, insects, spiders, snakes and caterpillars hidden in leaves. Nets and specimen jars, 'display table' sound board, tambours, hex-bugs. Turkey mound 'turkey' puppet and eggs. Clumps of bamboo, fire, ochre/white face-paint, clapsticks and didgeridoos, smudge stick. Bush tucker: choc eggs, chewy snakes, squishy mini marshmallows.



**Bush Rangers** Led by the chief ranger, explore the rainforest, looking for new specimens - snakes, spiders, insects etc. feel the different textures, hear the sounds they make, see them scurrying and slithering around, pick them up with fingers or catch in nets and keep secure in jars. How many can you find? Bring them all together and show your finds on the display table. See and hear the hex-bugs as they buzz around the board and in tambours, tickling your legs and fingers with noisy vibrations. Catch them if you can!




**Turkey Mound** Gobble-gobble....hear the turkey calling. Greet her, feel her soft feathers, play games together, ask for eggs to cook on the fire with the other bush-tucker.



**Smoking Ceremony** Bring eggs and witchetty grubs to the fire. Rub sticks together and see the fire glow and crackle. Draw signs and symbols on your skin with ochre/white face-paint. Play the clapsticks and hear the didgeridoo's strange sound as the smoking ceremony begins. Chant along, smell the smoke.....the trance begins.



**Observations** Foliage was spectacular - a simple way to fill and create a space, giving shadows, movement, sound and smells - totally multisensory, as well as providing places to hide and hang the wildlife. All groups had great fun gathering their specimens. Ironically only carers were bothered by snakes/spiders etc, clients all fine! Hex-bugs, having their own movement and sounds, worked extremely well for focusing attention. Turkey puppet excellent - very soft feathers, comical face, ability to interact with beak as well as wing. clients loved her. Fire ceremony took many clients to 'another place'. Trance like ambience with sounds and smell of smudge stick and fire glowing in the half-light.





## Marchand de Vin (Coloured berets)


**Environment** Bamboo frame covered in grape vine with hanging bunches of red/green grapes. Trugs and bowls of green/purple water gels. Soundboards and half-pipes. Rotary grape pressing machine. French bistro - Parisian street projection, tables and parasols, hats and feather boas, coloured wine glasses and wine bottles, bottle xylophone and mobile bottles, basket of corks, coloured ice-cubes. Bread/cheese and mouse puppet.




**Grapes** Pick red/green grapes from the vine and taste them. Roll purple and green water gels round in bowls, pour them from one to another, dip your hands and feet in and feel them on your skin. Roll them down tubes and over sound boards. Drop them and see and hear them bounce and dance. Turn the wine-press round and round et voila! Bottles of wine...



**Bottles** Take your wine bottles to the bistro, dress up if you fancy and settle at tables, where the waiters hurry to serve you and take your orders. Taste red and white wine (grape-juice) and play the bottle xylophone and mobile bottles. hear them clank and sing - all in tune. Sit and watch the passers by in the Parisian street projection while waiting for your food.



**Bread and cheese** Eek! Who's this? A mouse is eating your bread and cheese. He's very friendly and says hello to everyone, sharing everything on the menu. Stroke his fur and say hello. Taste the bread and cheese, then dance the night away until closing time.



**Observations** Clients loved picking and tasting the grapes. The watergels were an amazing multisensory resource. We enjoyed their texture on our hands and feet, their colours glinting in the lights, the sound as they rolled around, the feel on our skin, the movement of them as they poured from one container to another. Bottle xylophone was excellent. Concerns over H&S were allayed - hung carefully apart and played with specific rubber beaters, there were no smashing incidents and they sounded brilliant, all tuned to perfection. Mouse puppet greatly enjoyed - unthreatening, cheeky, comical. Projection added 'street' dimension - good backdrop.

